




Creating a Diverse and Inclusive University Strategy for Enrollment Across Modalities

Kasey Urquidez, Ed.D.

Vice President, Enrollment Management & Student Affairs Advancement & Dean, Undergraduate Admissions

**start!
now!**



Enrollment Management & Student Affairs Advancement



26% growth in overall
transfer students

SINCE 2011

UA Snapshot

Total Enrollment	44,831
Undergraduates	35,123
UA Online	1,584
Graduate/First Professional	9,708
UA Online	2,039
Freshman Retention Rate	83.3%
Six Year Graduation Rate	63%
New Freshmen 2017	7,362
Arizona Resident %	63.6%
New Transfers 2017	2,317
Pima Community College Impact	808
Maricopa County CC District Impact	192
Other Arizona CC Impact	271

2025 Goals

Total Enrollment	64,250
Undergraduates	50,466
UA Online	7,987
Graduate/First Professional	13,784
UA Online	4,136
Freshman Retention Rate	91%
Six Year Graduation Rate	75%
Undergraduate Degrees	11,665
Grad/Professional Degrees	3,769
Degrees in High Demand Fields	5,131
AZ Transfer CC Degrees	1,703



EDUCATE • DISCOVER • IMPACT





12.2% growth in AZ
Community College
Transfers
SINCE 2011

The background of the slide features a collection of colorful, three-dimensional arrows pointing upwards and to the right. The arrows are in various colors including teal, brown, purple, olive green, dark blue, light blue, green, grey, and red. They are layered to create a sense of depth and movement, symbolizing growth and progress.

10% growth in Bachelor's degrees awarded to Arizona Community College Transfers

SINCE 2010

Enrollment Trends

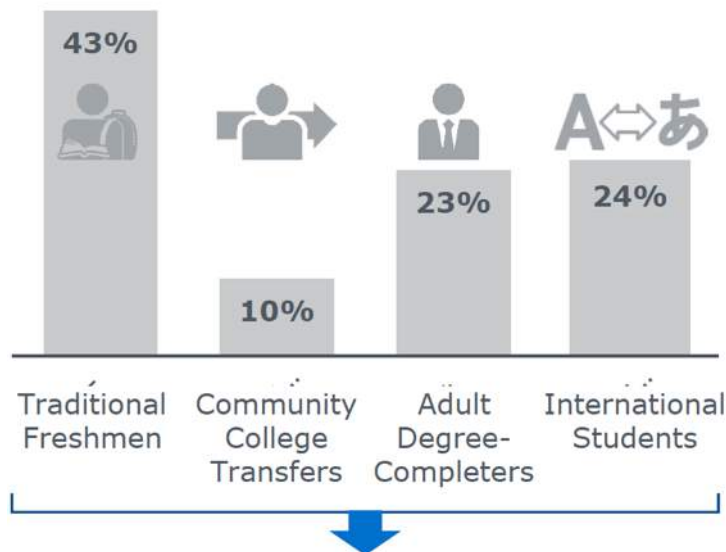
- Enrollment at degree-granting institutions has declined more than one million in the five years
- Demographic changes
- Declining yield rates
- Cost and aid is often the deciding factor
- Changes to the student mix

Demographic Realities

Below the Averages, Local Demographics are What Matters

Contributors to Enrollment Growth

Share of National Growth by Segment, 2015-2025



Translating Growth into Enrollment Numbers

218,000

10-year increase in new undergraduate enrollments

89

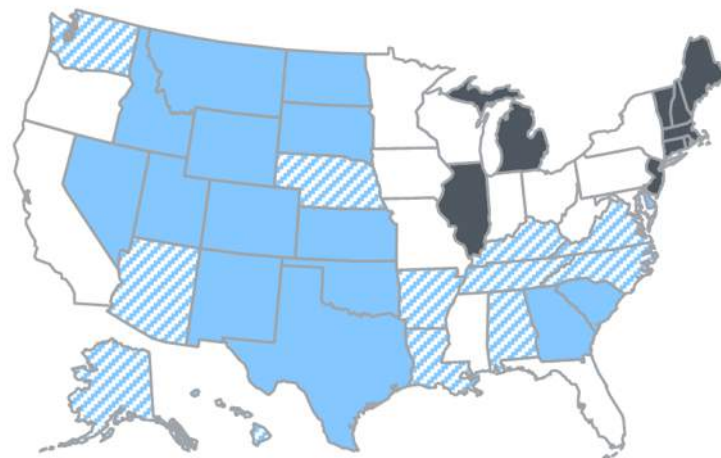
Students per institution

~9

Annual enrollment growth per institution

But Demographics Uneven Across Regions

Projected Growth, 2015-2025



 High Growth

 Moderate Growth

 Slow Growth

 Decline

Data from EAB & WICHE

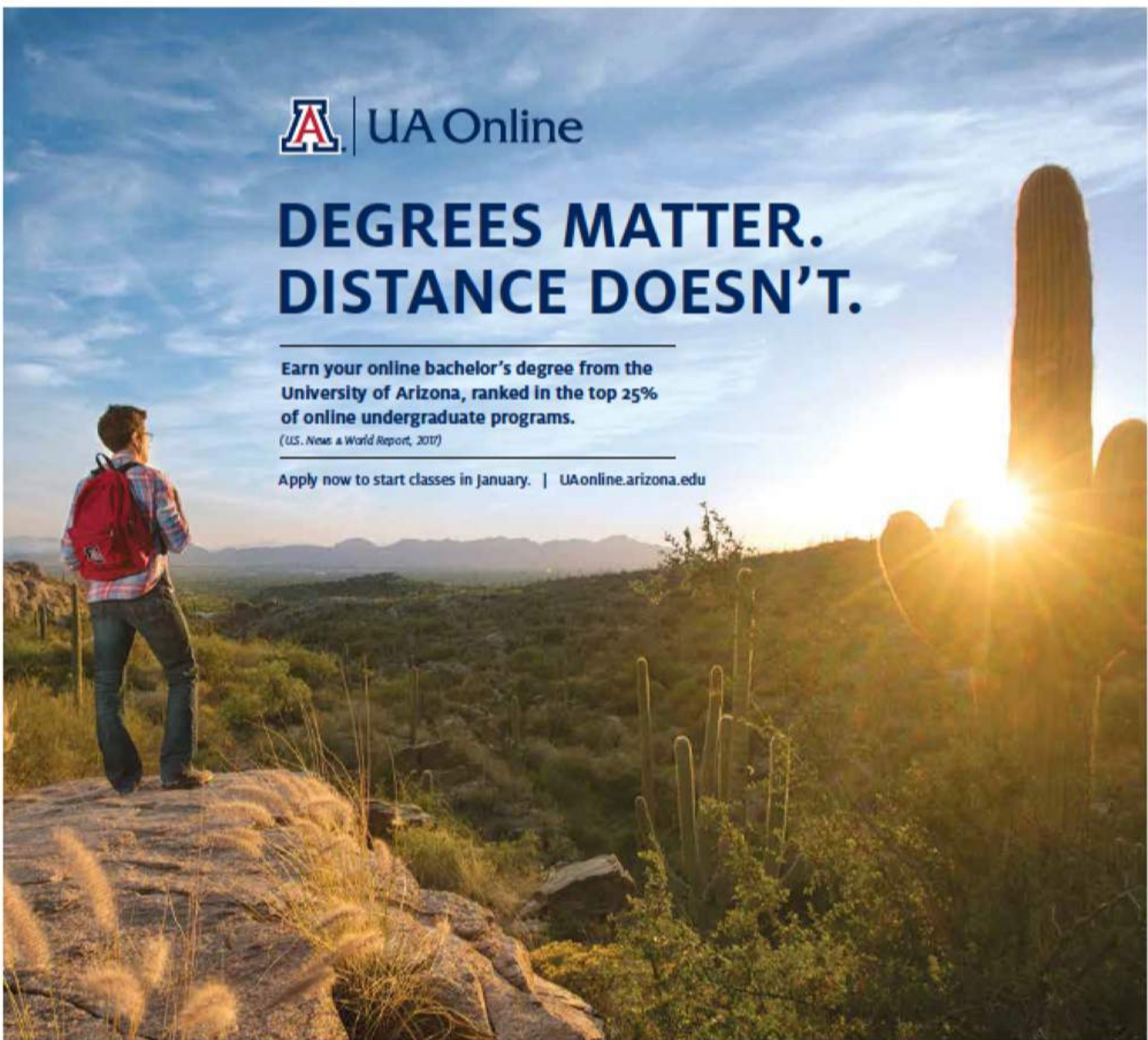


DEGREES MATTER. DISTANCE DOESN'T.

Earn your online bachelor's degree from the
University of Arizona, ranked in the top 25%
of online undergraduate programs.

(U.S. News & World Report, 2017)

Apply now to start classes in January. | UAonline.arizona.edu



What makes UA Online stand out?

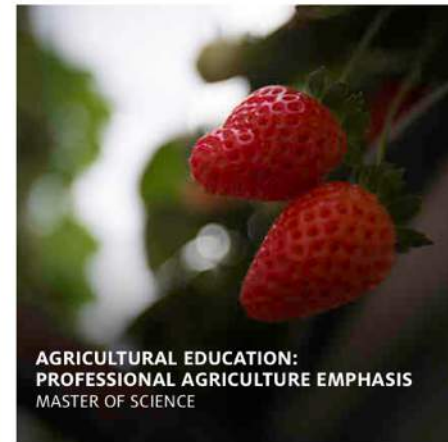
- Built from the ground up for UA, by UA!
- Priced per unit and by program
- Dedicated Enrollment Team
- Student Academic Success Specialists
 - 81% RETENTION
 - 200:1 RATIO
- Launchpad
- Blue Chip Leadership Program
- Academic Skills Coaching
- Wildcat Career Network



All Online Programs and Degrees

Choose a Career Level ▾

Choose an Interest ▾



AFRICANA STUDIES

Bachelor of Arts

Students from all backgrounds will examine the historical and contemporary experiences of Africana peoples to prepare themselves as leaders of a global and diverse economy.

Details




Courses

The Africana Studies Program analyzes how gender, class, race and other important ideas shape the experiences of Africana peoples and influence the global economy. The program embraces new technologies and is a leader in digital Africana studies. Our faculty encompasses diverse academic backgrounds, producing a rich and exciting interdisciplinary dynamic that is evident in our teaching and research.

The online Bachelor of Arts in Africana Studies trains students to:

- Solve the grand challenges of a rapidly changing world.
- Engage with the local and international communities.
- Enhance communication with people from diverse backgrounds.

[View detailed program information](#) ▼

 CAREER LEVEL: Undergraduate
 DEGREE: Bachelor of Arts
 COLLEGE: College of Humanities

COST & ELIGIBILITY

PER UNIT COST: \$490

Residents of some U.S. Territories may not be eligible. Please see our **Eligibility @ State Authorization page for more information.*



How to Apply



Cost & Aid



Questions?

UA throughout Arizona



BE A WILDCAT
Join UA in Phoenix

Graduate with a degree from the University of Arizona
without ever leaving the Valley.



UA South: Sierra Vista, Douglas, Nogales, Mesa

UA Yuma (Arizona Western College)

UA Chandler

UA North Valley (Paradise Valley Community College)

Global Micro-Campus Network





UA branded space on partner campus

Shared Students

Affordable Tuition at Market Price

Shared Revenue

Collaborative Teaching and Teacher Training Mobility Options

Study Abroad

Comprehensive Internationalization

Degrees earned from partner university & UA



UA PHNOM
PEHN

UA
QINGDAO

UA
AMMAN*

UA HANOI*

UA PUEBLA*

UA
SHENZHEN*

UA
SHARJAH*

UA
MANILA*

UA TAIPEI*

UA BEIRUT*

UA
SHANGHAI*

UA HUALIEN
CITY*

UA
BANDUNG*



Traditional Transfer and Other Campus Initiatives



UA Bridge



Transfer Student Center Impact

[CALENDAR](#)[FACULTY FELLOWS](#)[INVOLVEMENT ▾](#)[NEWSLETTER](#)[TRANSFER CREDIT](#)[EVENTS](#)[MEET OUR TEAM](#)

Transfer Student Center

Transfer Student Center lounge in Student Union Memorial Center, suite 402 is for current and prospective transfer students



Transfer Student Center (TSC) Impact



Sense of Belonging Up
16%

*(2017=95%;
2014=81%)*

45% of respondents
indicated that they
frequently utilize the TSC
compared to 28% in 2014

75% agreed that at least
one faculty member has
taken an interest in their
development
compared to 65% in 2014

98% of transfer students
would recommend UA to
others
up 17% from 2014

Office of Transfer Credit Articulation



- Opened in March 2017
- 18 dedicated staff members
 - Sr. Director
 - Assistant Director for Validation & Research
 - 8 articulation specialists
 - 8 “rule builders”
- 366,528 rules built since March!



Coming Attractions



- **Executive Director, Community College Partnerships**
 - Based in the Phoenix area
 - Serving the Maricopa Community College District
- **Prospect/Transfer Map**
 - Tool to support students with transfer credit



Thank you!

Questions?

